

# DR. SCHUTZ PERMANENT COATINGS

Simply the best for floors in sport and fitness

# THE BEST PROTECTION FOR SPORT FLOORS

Sports floors in gymnasiums and multi-purpose halls must be able to withstand heavy use and wear. As a result of mechanical abrasion due to sports equipment and friction during play and training, damage occurs, such as scratches on the surface. Especially coloured court & field lines and markings, which are usually only applied to the surface, soon wear down and must be renewed. Shoe-soles leave scuff and heel marks, which are difficult to remove. Things become dangerous when non-slip safety is no longer assured because of wear or the wrong care. With the Sport Floor System from Dr. Schutz, worn down sport floors in

schools, sports clubs or local community buildings, can be renovated without incurring high costs or long down-times. What is more, the floor will once again meet the standards required for sports floors. This applies to all sport floors, whether they are made of linoleum, vinyl, cast PU or wood. For the protection of the sensitive court & field lines, new sport floors can directly be sealed with a transparent sealer, to prevent any early erosion of these important markings. And of course we also offer a range of excellent and cost effective after care products, including a dedicated sports floor cleaner as well as a handball wax remover.

## THE ADVANTAGES OF THE DR. SCHUTZ SYSTEM FOR YOU

- ✓ Shorter renovation time and lower costs compared to a newly laid floor
- ✓ Court and field markings are protected long-term
- ✓ Non-slip safety and the right gloss grade according to norms DIN 18032 and EN-14904 for sports floors
- ✓ Visual defects are eliminated
- ✓ Changes in the markings can easily be carried out
- ✓ Protection against new damage from abrasion and chemical substances
- ✓ Easy to clean, thereby substantially reducing the costs of maintenance and care
- ✓ Ensures high non-slip safety

## PRIZE WINNING

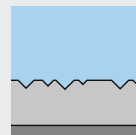


YOU CAN FIND FURTHER INFORMATION ON OUR WEBSITE: [WWW.DR-SCHUTZ-SPORTFLOORS.COM](http://WWW.DR-SCHUTZ-SPORTFLOORS.COM)

# TRANSPARENT OR COLOURED

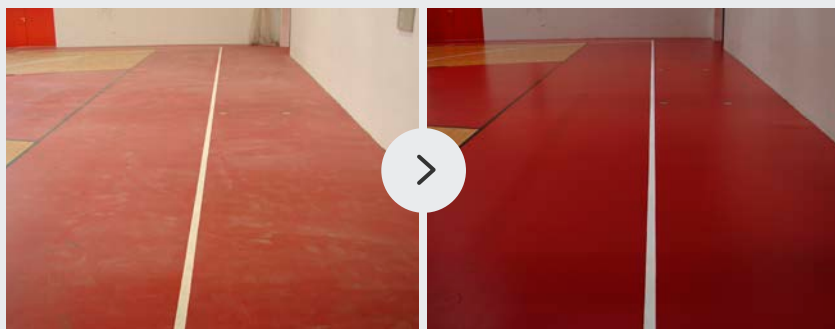
## BEFORE THE PROTECTION WITH A TRANSPARENT COATING

- The surface has lost its anti-slip properties
- The floor is dull and worn down with scratches and discolorations
- Even daily cleaning can no longer remove all the residues



## AFTER APPLYING A TRANSPARENT COATING

- ✓ The anti-slip properties of the floor comply with the norms again
- ✓ The floor is optimally protected against stains and mechanical abrasion
- ✓ The floor can be easily and efficiently cleaned




### Transparent Protection

The design was retained. After strip-cleaning the floor was protected with a permanent coating.

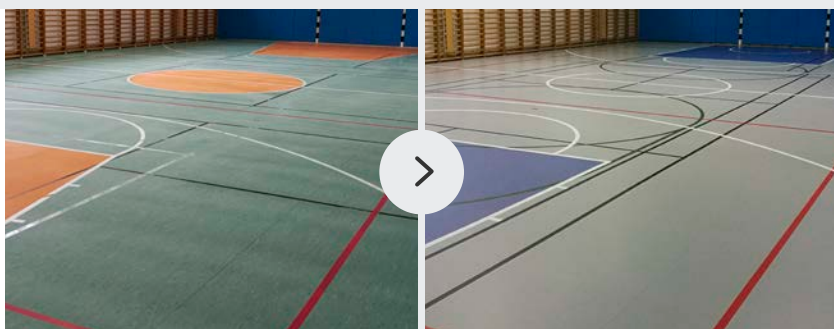
## AFTER APPLYING A COLOURED COATING

- ✓ The floor has a new design, court & field markings are newly applied
- ✓ The floor complies with the norms for sports floors and can be easily and efficiently cleaned
- ✓ The floor is optimally protected against stains and mechanical abrasion



### Coloured Designs

After strip-cleaning the floor was first lacquered in colour and subsequently coated on top.



# LINE MARKINGS FOR COURTS AND FIELDS

In addition to court & field markings, logos and symbols, such as club badges, or school coats of arms, are a real eye-catcher in modern sports halls. Lines for individual sports categories are just as possible as lines for multi-sports floors. In such cases the colour of the lines either follows the stipulations of sports associations, or

your individual desired colours, for example for schools' gymnasiums. The line-markings are protected long-term against fading and wear by a transparent coating on top. The Dr. Schutz Permanent Coatings are specially certified for sports floors and fulfill all the parameters of non-slip safety in accordance with DIN 18032 and EN-14904 norms.

## COURT AND FIELD MARKINGS



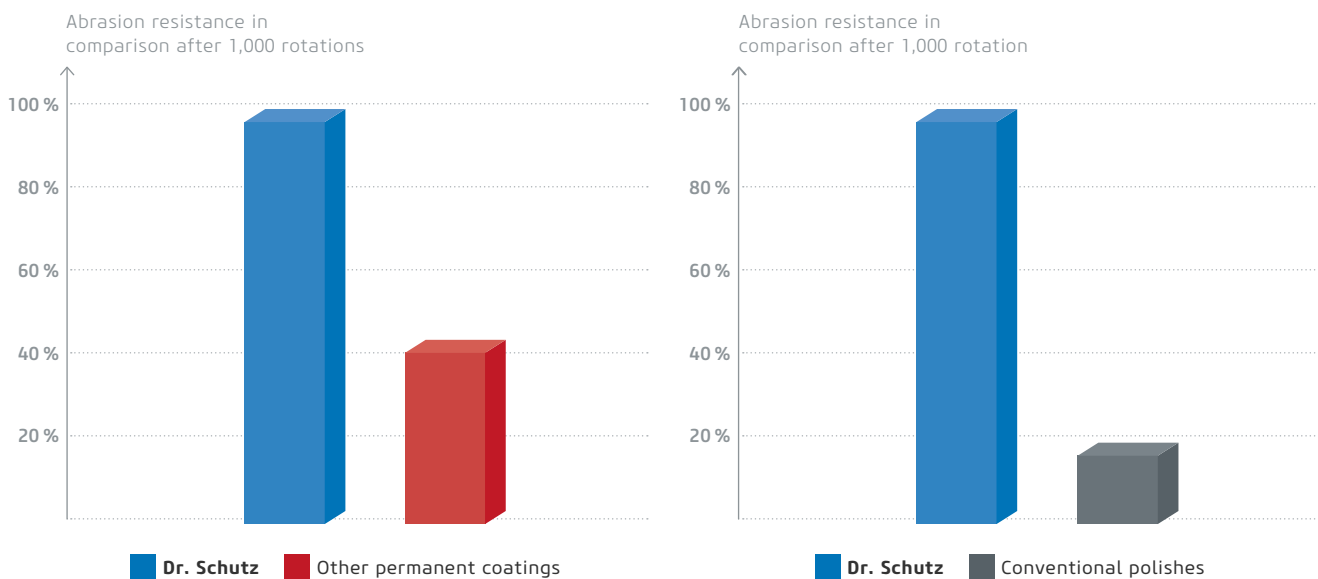
## PLACING LOGOS



# STRONG AND SECOND TO NONE

Dr. Schutz permanent coatings are proven to be more hard-wearing than every other finish for sport floors.

## HIGHEST RESISTANCE TO ABRASION ACCORDING TO ISO 5470-1:1999 / ASTM D4060



Sources: EPH certificate 2718538 of 12.02.2019 and report HQ2828/04-A from FIGR and WFK/FRT

→ Dr. Schutz permanent coatings were tested in comparison with six other commercially available permanent coatings and proved to be notably better than every other coating (on average better by a factor of 2.4), as well as better by a factor of 6 than conventional polishes.



# WOODEN SPORT FLOORS AND CHANGING ROOMS


Wooden sport floors can be completely or partially renovated with the Sport Floor System for wooden floors, at the same time providing long-term protection against

heavy wear and use. Similarly, adjacent rooms, such as changing or wash-rooms, can be given permanent floor protection with appropriate anti-slip properties.



## ← Wooden sport floors

Wooden sport floors regain their full function with Dr. Schutz coatings and look really good again.



## Changing rooms and wash-rooms →

Tiled as well as resilient floors can be protected by coloured and clear coatings. The permanent finishes from Dr. Schutz are suitable for wet areas in accordance with norm DIN 51097.

# YOUR CONTRIBUTION TO THE ENVIRONMENT AND A NET ZERO CARBON FOOTPRINT



Thanks to the modern renovation systems from **Dr. Schutz**, thousands of sports hall floors have already been renovated world-wide, thereby saving them from disposal. In the process, compared to replacing a floor, 99,5% of CO<sub>2</sub> has been conserved. Thanks to the support of a special reforestation program, all the floor renovations with Dr. Schutz permanent coatings are absolutely carbon neutral.

TESTED AND CERTIFIED BY LEADING INSTITUTES



[www.blauer-engel.de/uz12a](http://www.blauer-engel.de/uz12a)



## **Dr. Schutz® GROUP**

### **HEAD OFFICE**

Dr. Schutz GmbH  
Holbeinstraße 17  
53175 Bonn  
Tel.: +49 (0) 228 / 95352-0

Mail: [info@dr-schutz.com](mailto:info@dr-schutz.com)  
Web: [www.dr-schutz.com](http://www.dr-schutz.com)